

Rifle Rack Instructions

03-16 Ford F-250 thru F-550 Super Duty Crew Cab — (60/40 Split Bench Seats)

Underseat Storage

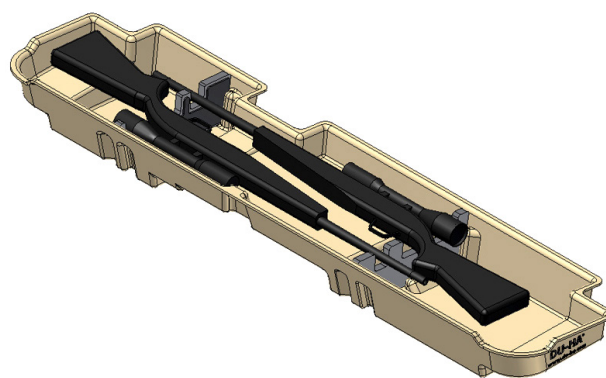
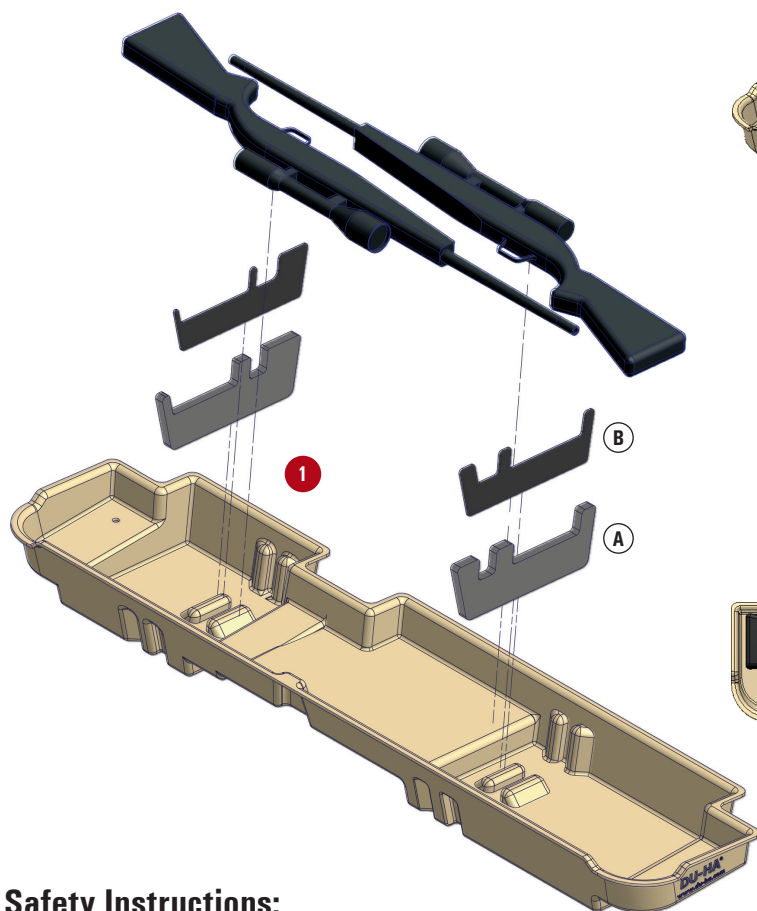
Fits DU-HA Part Numbers

20094 20067

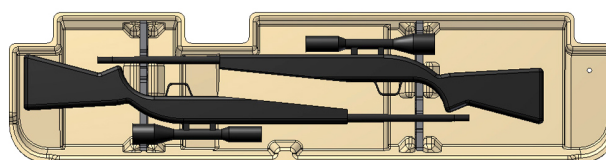
20065 20068

20069

- 1 Match each foam organizer / gun rack together with its matching plastic stiffener, then slide each into the slots in the DU-HA, until they hit the bottom of the DU-HA, as pictured.
- 2 Place your rifles with scopes in the gun racks as pictured below.
- 3 Return the bottoms of the seats to the down position.



Side View



Top View

Safety Instructions:

Warning: Seat bottoms must be latched down at all times while vehicle is moving. Make sure the DU-HA is secured in the vehicle according to installation instructions. Do not store explosives or hazardous materials in the DU-HA. Do not place loaded guns in the DU-HA. For further instructions refer to truck owners manual or contact DU-HA, Inc.

Part	Description	Qty
A	Foam Organizer / Gun Rack	2
B	Plastic Stiffener	2